
















TRIMAX STRUCTURAL PLASTIC
LUMBER

PROFILE	DESCRIPTION	ACTUAL SIZE	STANDARD LENGTHS
	2 X 4	1 ½" X 3 ½"	16' / 20' / 24'
	2 X 6	1 ½" X 5 ½"	16' / 20' / 24'
	2 X 7	1 ½" X 6 ½"	16' / 20' / 24'
	2 X 8	1 ½" X 7 ½"	16' / 20' / 24'
	2 X 10	1 ½" X 9 ½"	16' / 20' / 24'
	2 X 10 TONGUE & GROOVE	1 ½" X 8 ¾"	16' / 20' / 24'
	2 X 12	1 ½" X 11 ½"	16' / 20' / 24'
	2 X 8 ACTUAL	2" X 8"	16' / 20' / 24'
	3 X 4	2 ½" X 3 ½"	16' / 20' / 24'
	3 X 8	2 ½" X 7 ½"	16' / 20' / 24'
	3 X 10	2 ½" X 9 ½"	16' / 20' / 24'
	3 X 10 TONGUE & GROOVE	2 ½" X 8 ¾"	16' / 20' / 24'
	4 X 4	3 ½" X 3 ½"	16' / 20' / 24'
	4 X 6	3 ½" X 5 ½"	16' / 20' / 24'
	6 X 6	5 ½" X 5 ½"	16' / 20' / 24'